

# Corona-Sonderfall Schweiz?

Marius Brühlhart

*Université de Lausanne*

46. Europatag der Universität Freiburg/Fribourg

4. Mai 2021

The logo for the University of Lausanne (Unil) is a stylized, cursive blue script that reads "Unil".

UNIL | Université de Lausanne

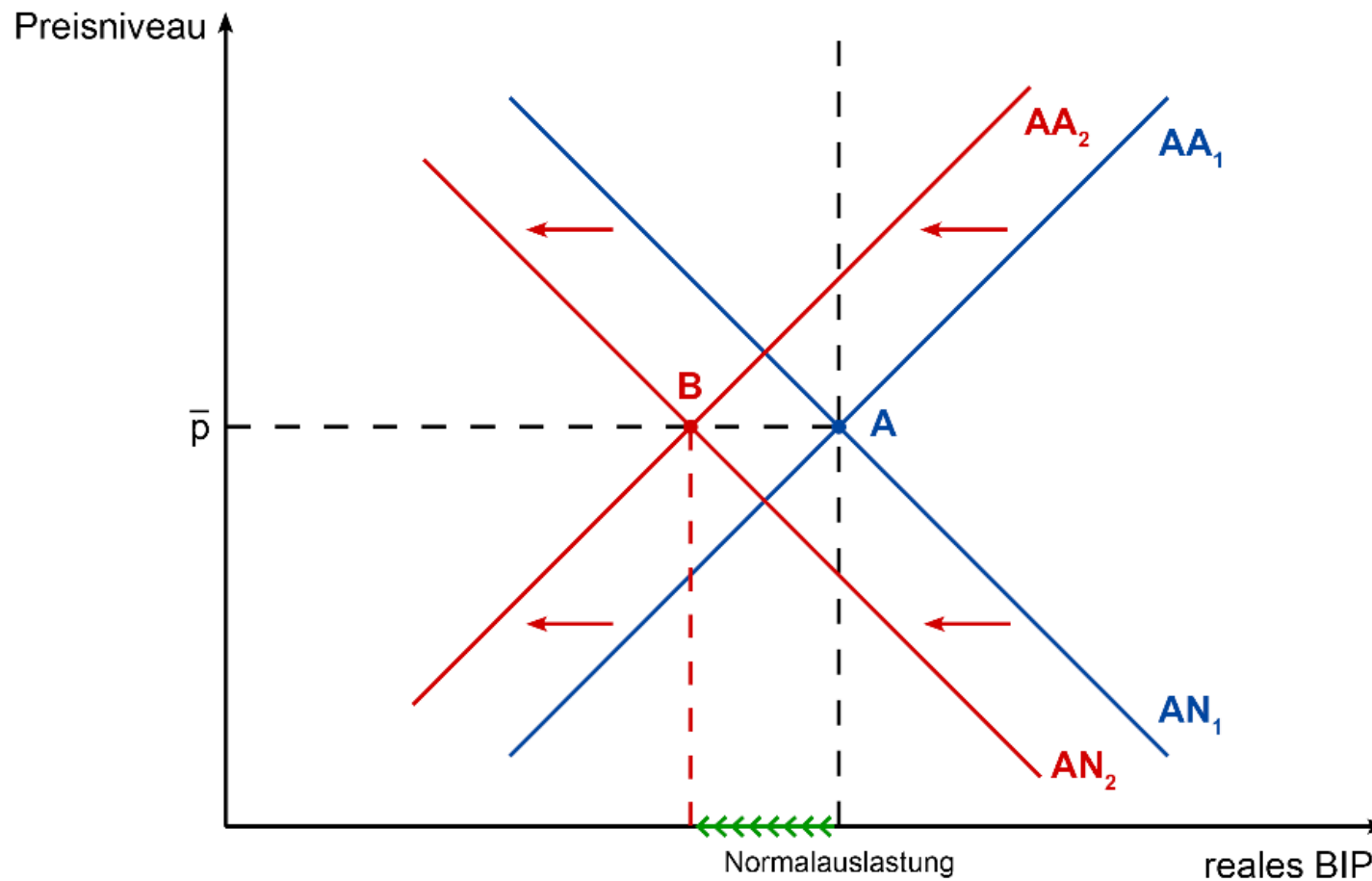
HEC Lausanne

# Zwei Themen

- COVID-19: Ein ökonomisch simples Problem
- Mitteleuropäischer Sonderfall Schweiz?

# COVID-19: Ein ökonomisch simples Problem

# Diagnose: Exogener Schock auf Angebot + Nachfrage



Quelle:  
A. Brunetti, UNIBE

# Behandlung:

## Staatliche Überbrückungshilfe

- Nachfrage und Angebot „warmhalten“:
  - Kompensationszahlungen an Faktor Arbeit (Kurzarbeitgelder, Hilfe für Selbständige)
  - Kompensationszahlungen an Faktor Kapital (Sonderkredite, Fixkostenbeiträge – „Härtefälle“)
- Funktioniert nur, wenn Staat über „fiskalischen Brennstoff“ verfügt:
  - Tiefe Verschuldung
  - Tiefe Zinskosten

→ beides trifft in der Schweiz 2020/21 zu 😊

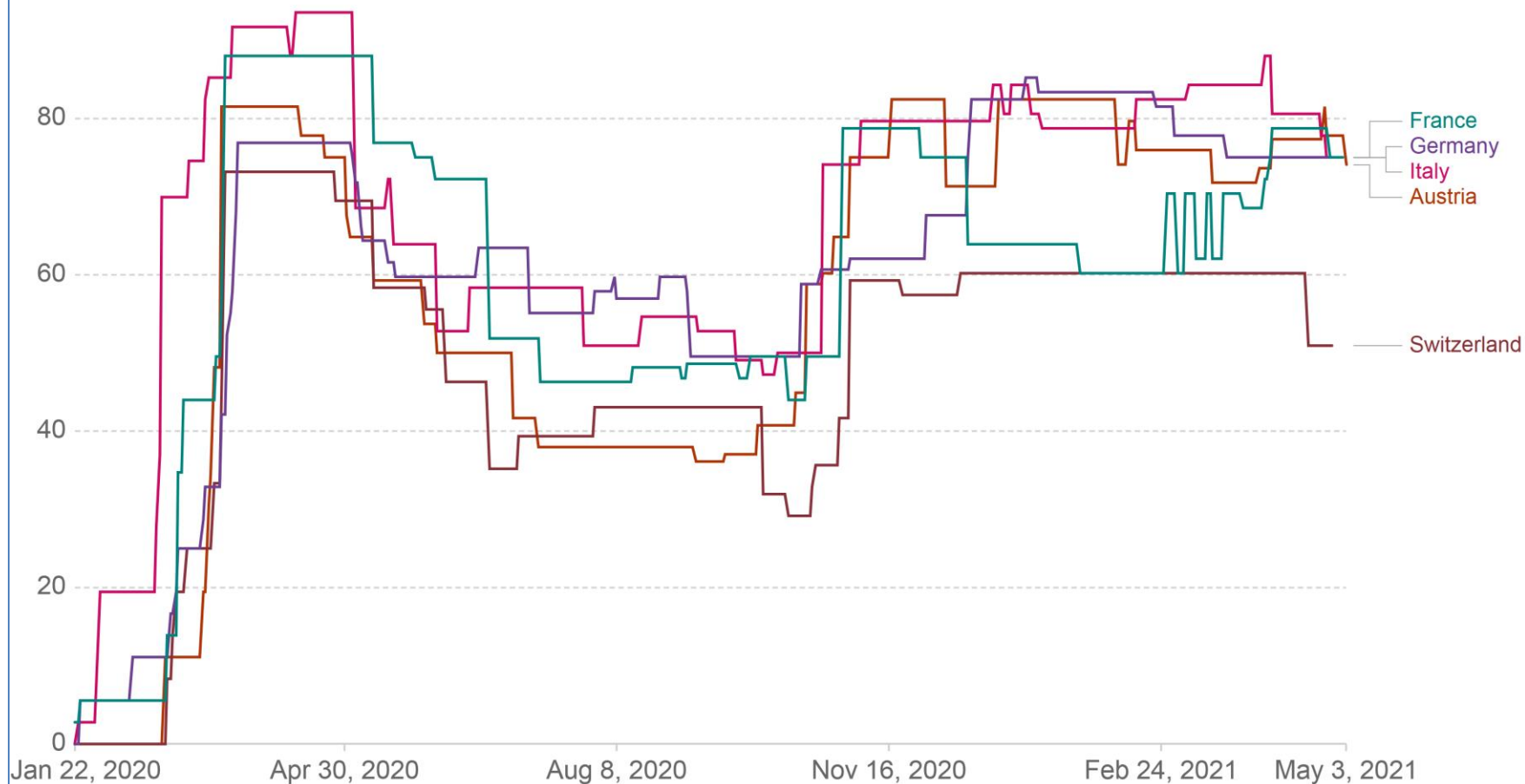
# Mitteleuropäischer Sonderfall Schweiz?

# vs. : Lockerere Massnahmen

## COVID-19: Stringency Index

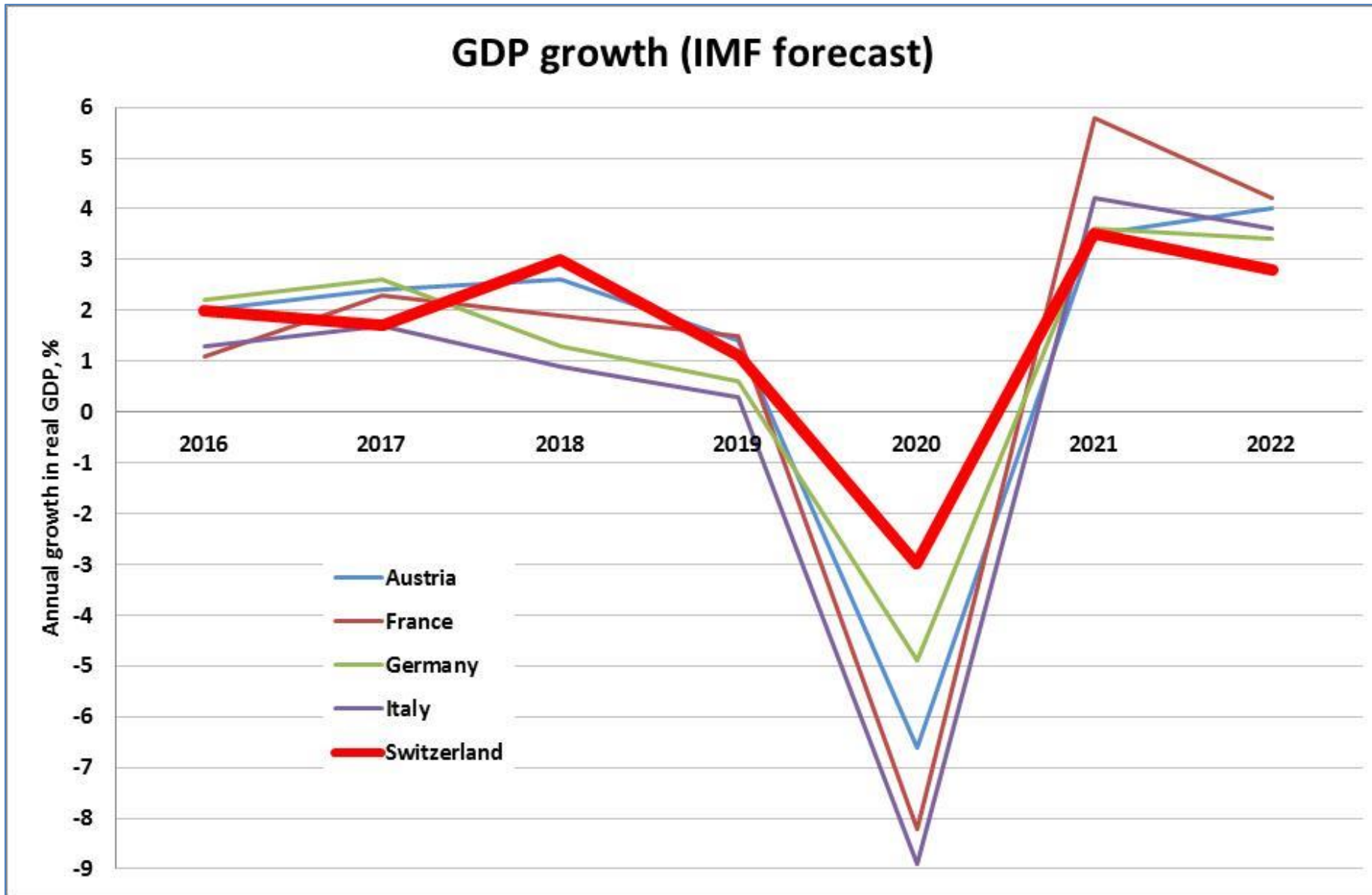
This is a composite measure based on nine response indicators including school closures, workplace closures, and travel bans, rescaled to a value from 0 to 100 (100 = strictest). If policies vary at the subnational level, the index is shown as the response level of the strictest sub-region.

Our World  
in Data



Source: Hale, Angrist, Goldszmidt, Kira, Petherick, Phillips, Webster, Cameron-Blake, Hallas, Majumdar, and Tatlow (2021). "A global panel database of pandemic policies (Oxford COVID-19 Government Response Tracker)." *Nature Human Behaviour*. – Last updated 4 May, 05:00 (London time)  
OurWorldInData.org/coronavirus • CC BY

# vs. : Geringere wirtschaftliche Einbussen

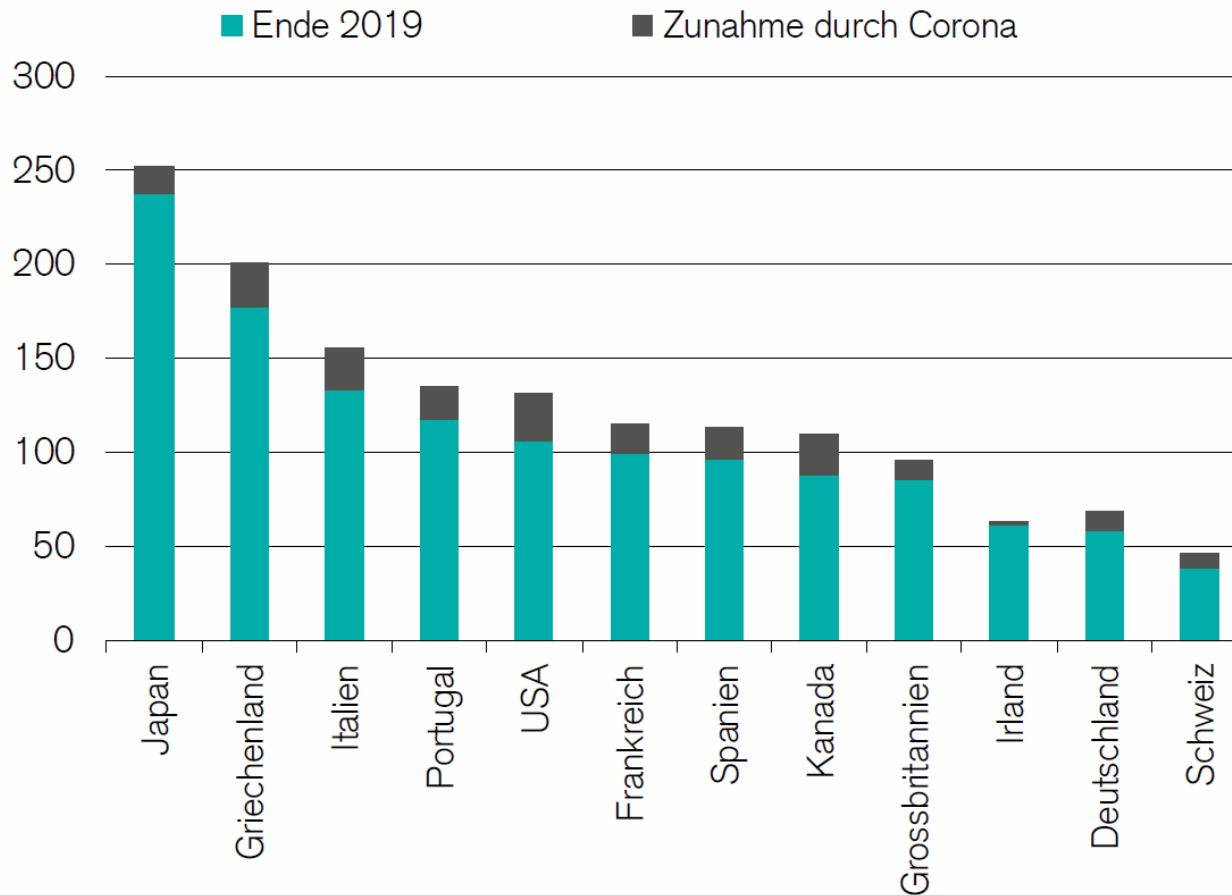




# vs. : Tiefere Staatsschulden

Abb. 5: Schuldenquote gemäss IWF im internationalen Vergleich

In % des BIP



Quelle:  
Credit Suisse

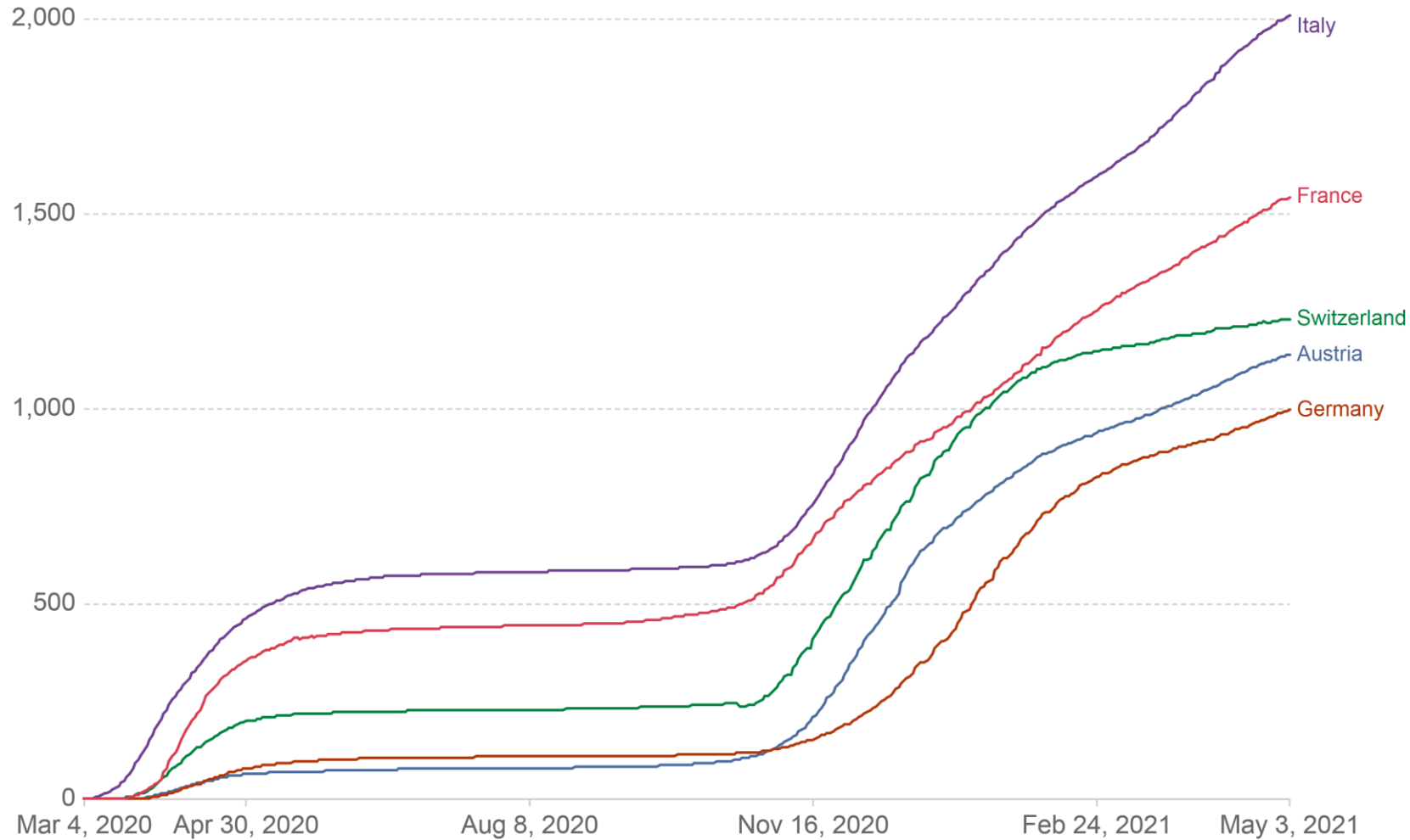
Quelle: Internationaler Währungsfonds (IWF)

# : 10'000 Tote

## Cumulative confirmed COVID-19 deaths per million people

Limited testing and challenges in the attribution of the cause of death means that the number of confirmed deaths may not be an accurate count of the true number of deaths from COVID-19.

Our World  
in Data



Source: Johns Hopkins University CSSE COVID-19 Data

CC BY

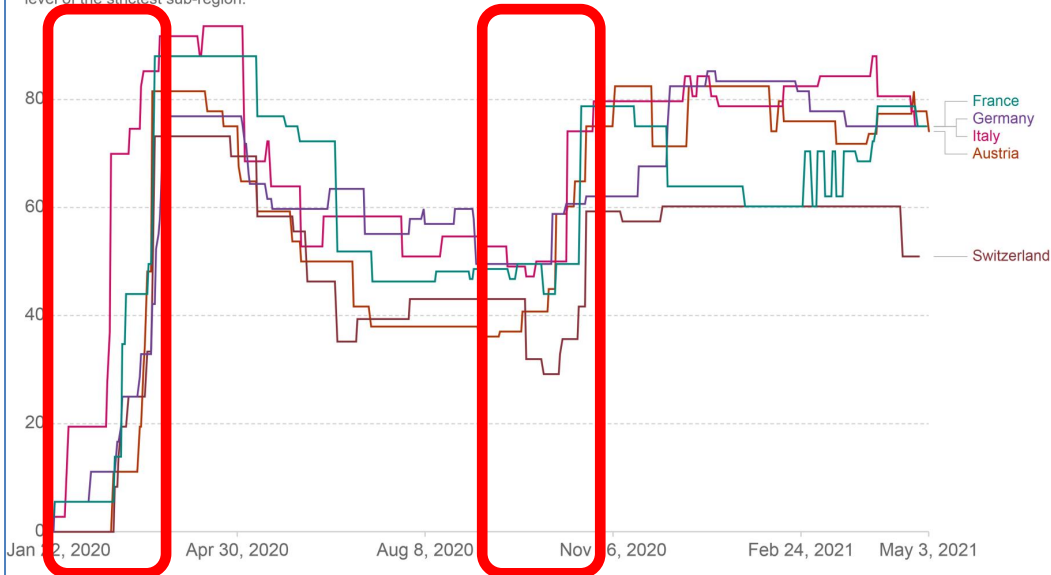


# Langsamer wenn's schnell gehen musste

## COVID-19: Stringency Index

This is a composite measure based on nine response indicators including school closures, workplace closures, and travel bans, rescaled to a value from 0 to 100 (100 = strictest). If policies vary at the subnational level, the index is shown as the response level of the strictest sub-region.

Our World in Data

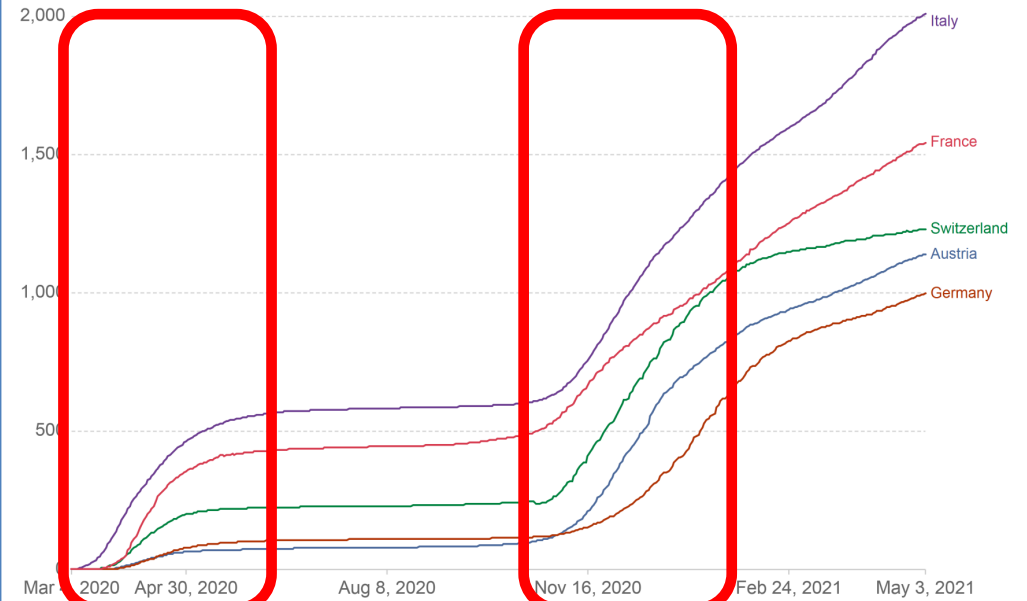


Source: Hale, Angrist, Goldszmidt, Kira, Petherick, Phillips, Webster, Cameron-Blake, Hallas, Majumdar, and Tatlow (2021). "A global panel database of pandemic policies (Oxford COVID-19 Government Response Tracker)." Nature Human Behaviour. – Last updated 4 May, 05:00 (London time)  
OurWorldInData.org/coronavirus • CC BY

## Cumulative confirmed COVID-19 deaths per million people

Limited testing and challenges in the attribution of the cause of death means that the number of confirmed deaths may not be an accurate count of the true number of deaths from COVID-19.

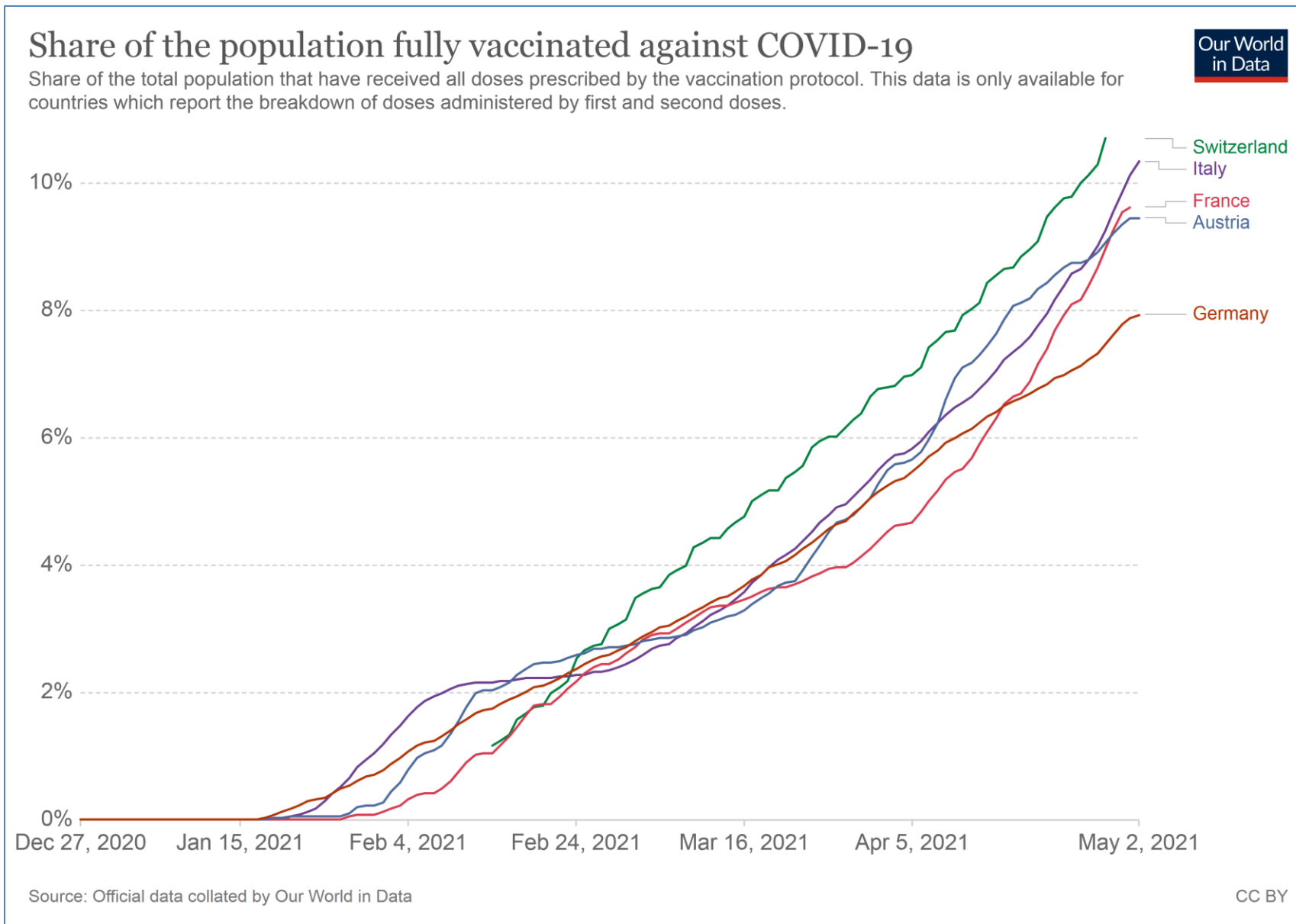
Our World in Data




Source: Johns Hopkins University CSSE COVID-19 Data

CC BY

# vs. : Etwas schneller beim Impfen



# Fazit aus Schweizer Sicht

- + Weniger persönliche Einschränkungen, weniger Wertschöpfungsverluste als Nachbarländer
- „europäisches Mittelmaß“ bei Pandemiebekämpfung
- Handlungsoptionen für künftige Pandemien:
  - Schuldenbremse = beste Pandemieversicherung
  - Gesetzliche Grundlage für Härtefall-Kompensationen (⇒ weniger Lobbying)
  - Bessere Koordination mit  (contact tracing, Immunitätsnachweise, Digitalisierung)

Danke.  
Merci.